CS103, Autumn 2026

Lecture 11:

Graph Theory (Part 3 of 3)

...and the pigeonhole principle!

Graphs

Part 3

1. **Recap from Last Time**
2. The Pigeonhole Principle (PHP)
3. Proving the Pigeonhole Principle
4. Pigeonhole Principle Party Tricks
5. The Generalized Pigeonhole Principle (GPHP)
6. Announcements
7. An Application: Friends and Strangers
8. Other Pigeonhole-Type Results
9. A Little Math Puzzle
10. Odds and Ends and What’s Next?

Recap from Last Time

- When there's an edge between two nodes, we say they are ***adjacent***.
- If there's a path between two nodes, we say they are ***reachable*** from one another.

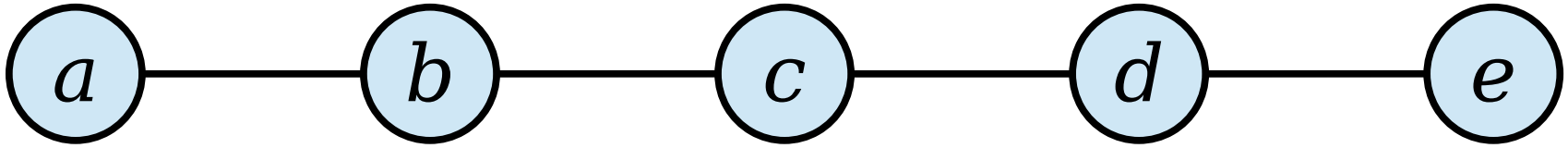



Connected, Acyclic



Minimally Connected

(Connected, but deleting any edge disconnects its endpoints.)

If *any* of these conditions hold, then *all* of these conditions hold.

A graph with any of these properties is called a ***tree***.



Maximally Acyclic

(Acyclic, but adding any missing edge creates a cycle.)

Graphs

Part 3

1. Recap from Last Time
2. **The Pigeonhole Principle (PHP)**
3. Proving the Pigeonhole Principle
4. Pigeonhole Principle Party Tricks
5. The Generalized Pigeonhole Principle (GPHP)
6. Announcements
7. An Application: Friends and Strangers
8. Other Pigeonhole-Type Results
9. A Little Math Puzzle
10. Odds and Ends and What’s Next?

The Pigeonhole Principle

Theorem (The Pigeonhole Principle):

If m objects are distributed into n bins and $m > n$, then at least one bin will contain at least two objects.



Some Simple Applications

- Any group of 367 people must have a pair of people that share a birthday.
  - 366 possible birthdays (pigeonholes).
  - 367 people (pigeons).
- Two people in San Francisco have the exact same number of hairs on their head.
  - Maximum number of hairs ever found on a human head is no greater than 500,000.
  - There are over 800,000 people in San Francisco.

Theorem (The Pigeonhole Principle):

If m objects are distributed into n bins and $m > n$, then at least one bin will contain at least two objects.

Let A and B be finite sets (sets whose cardinalities are natural numbers) and assume $|A| > |B|$. Which of the following statements are true for all functions $f : A \to B$?

(1) f is injective.
(2) f is not injective.
(3) f is surjective.
(4) f is not surjective.

Answer at

https://cs103.stanford.edu/pollev

Graphs

Part 3

1. Recap from Last Time
2. The Pigeonhole Principle (PHP)
3. **Proving the Pigeonhole Principle**
4. Pigeonhole Principle Party Tricks
5. The Generalized Pigeonhole Principle (GPHP)
6. Announcements
7. An Application: Friends and Strangers
8. Other Pigeonhole-Type Results
9. A Little Math Puzzle
10. Odds and Ends and What’s Next?

Theorem: If m objects are distributed into n bins and $m > n$, then there must be some bin that contains at least two objects.

Proof: Suppose for the sake of contradiction that, for some m and n where $m > n$, there is a way to distribute m objects into n bins such that each bin contains at most one object.

Number the bins 1, 2, 3, …, n and let x_i denote the number of objects in bin i. There are m objects in total, so we know that

$$m = x_1 + x_2 + \ldots + x_n.$$

Since each bin has at most one object in it, we know $x_i \leq 1$ for each i. This means that

$$\begin{aligned} m &= x_1 + x_2 + \ldots + x_n \\ &\leq 1 + 1 + \ldots + 1 \quad \textit{(n times)} \\ &= n. \end{aligned}$$

This means that $m \leq n$, contradicting that $m > n$. We've reached a contradiction, so our assumption must have been wrong. Therefore, if m objects are distributed into n bins with $m > n$, some bin must contain at least two objects. ■

Graphs

Part 3

1. Recap from Last Time
2. The Pigeonhole Principle (PHP)
3. Proving the Pigeonhole Principle
4. **Pigeonhole Principle Party Tricks**
5. The Generalized Pigeonhole Principle (GPHP)
6. Announcements
7. An Application: Friends and Strangers
8. Other Pigeonhole-Type Results
9. A Little Math Puzzle
10. Odds and Ends and What’s Next?

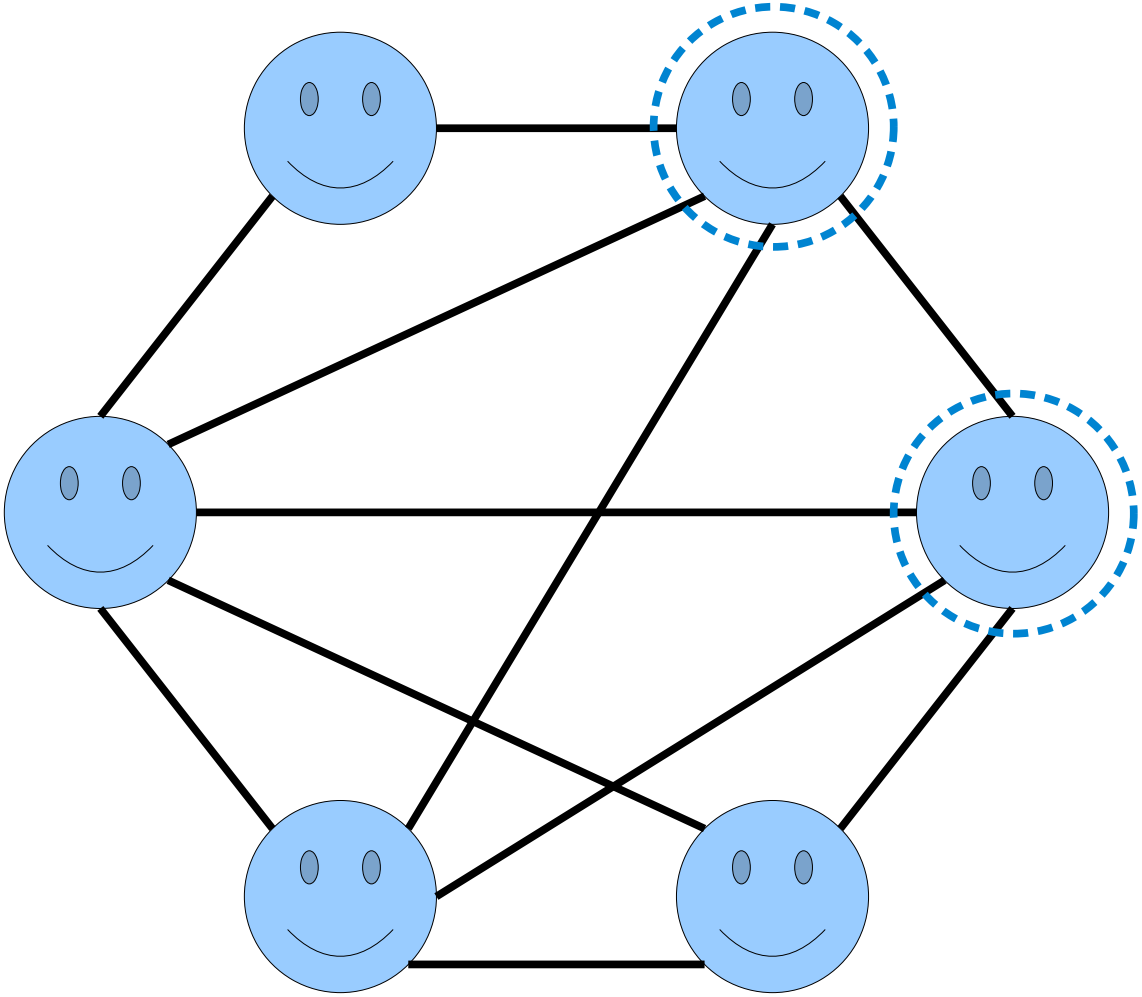

Is this a guarantee?

Let’s explore the idea mathematically!

Degrees

- The ***degree*** of a node v in a graph is the number of nodes that v is adjacent to.

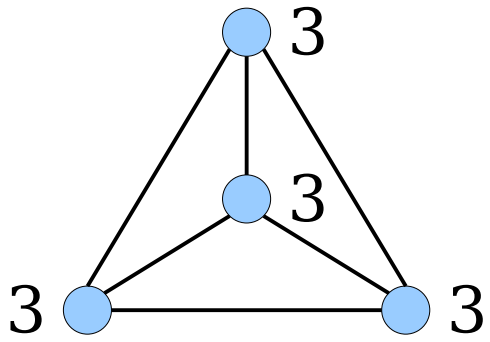

- ***Theorem:*** Every graph with at least two nodes has at least two nodes with the same degree.
  - Equivalently: at any party with at least two people, there are at least two people with the same number of friends at the party.

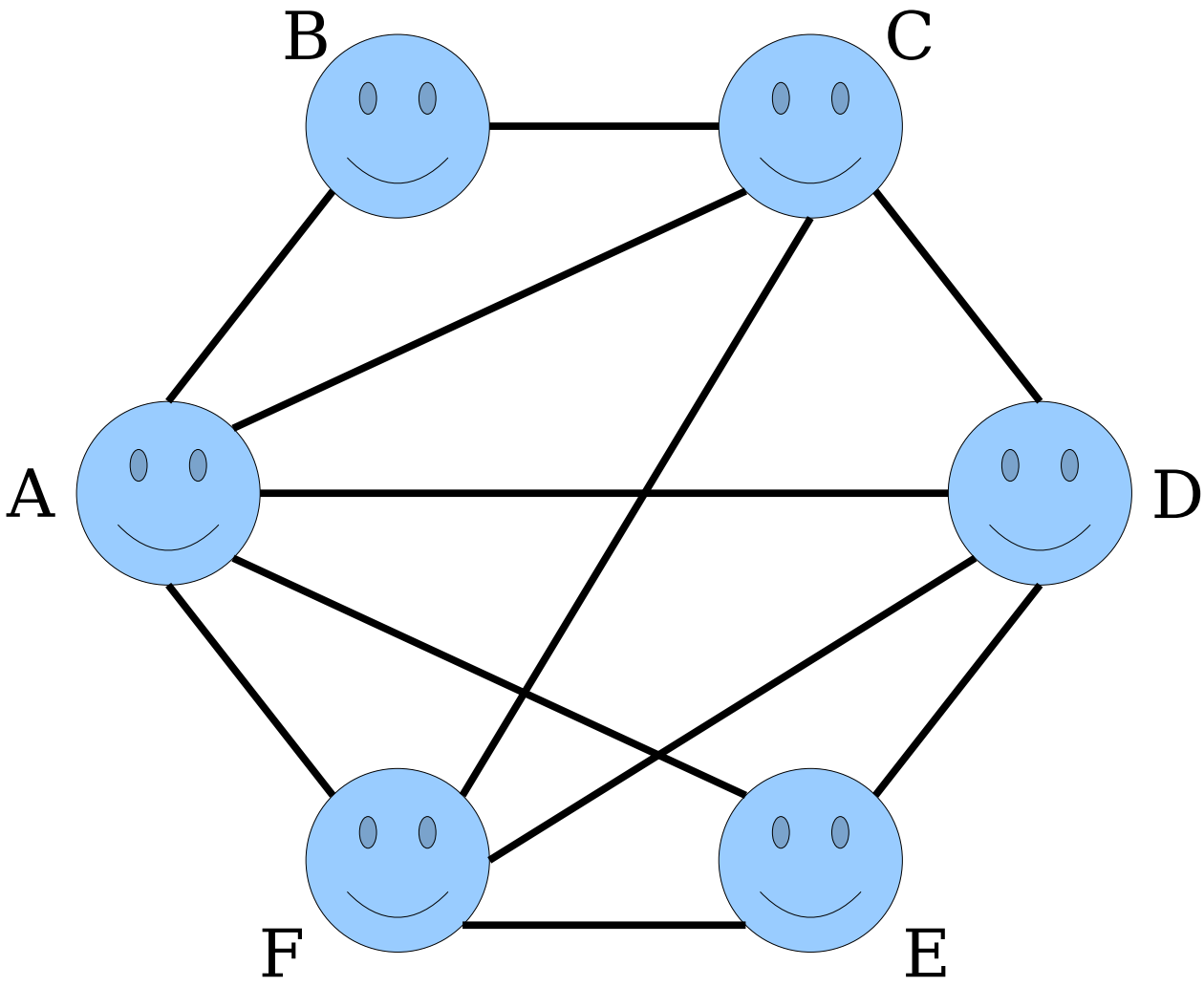
B
C
A
D
F
E

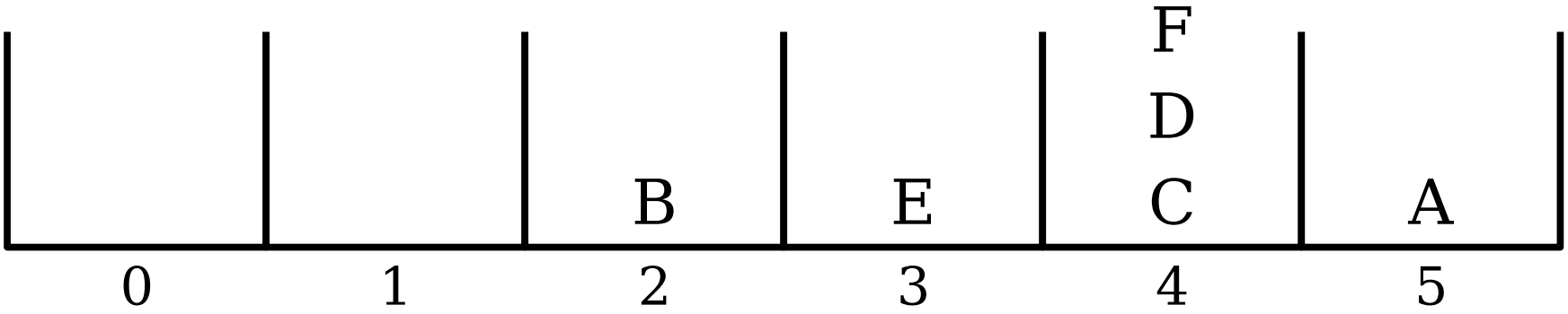
F
D
B
E
C
A
0
1
2
3
4
5

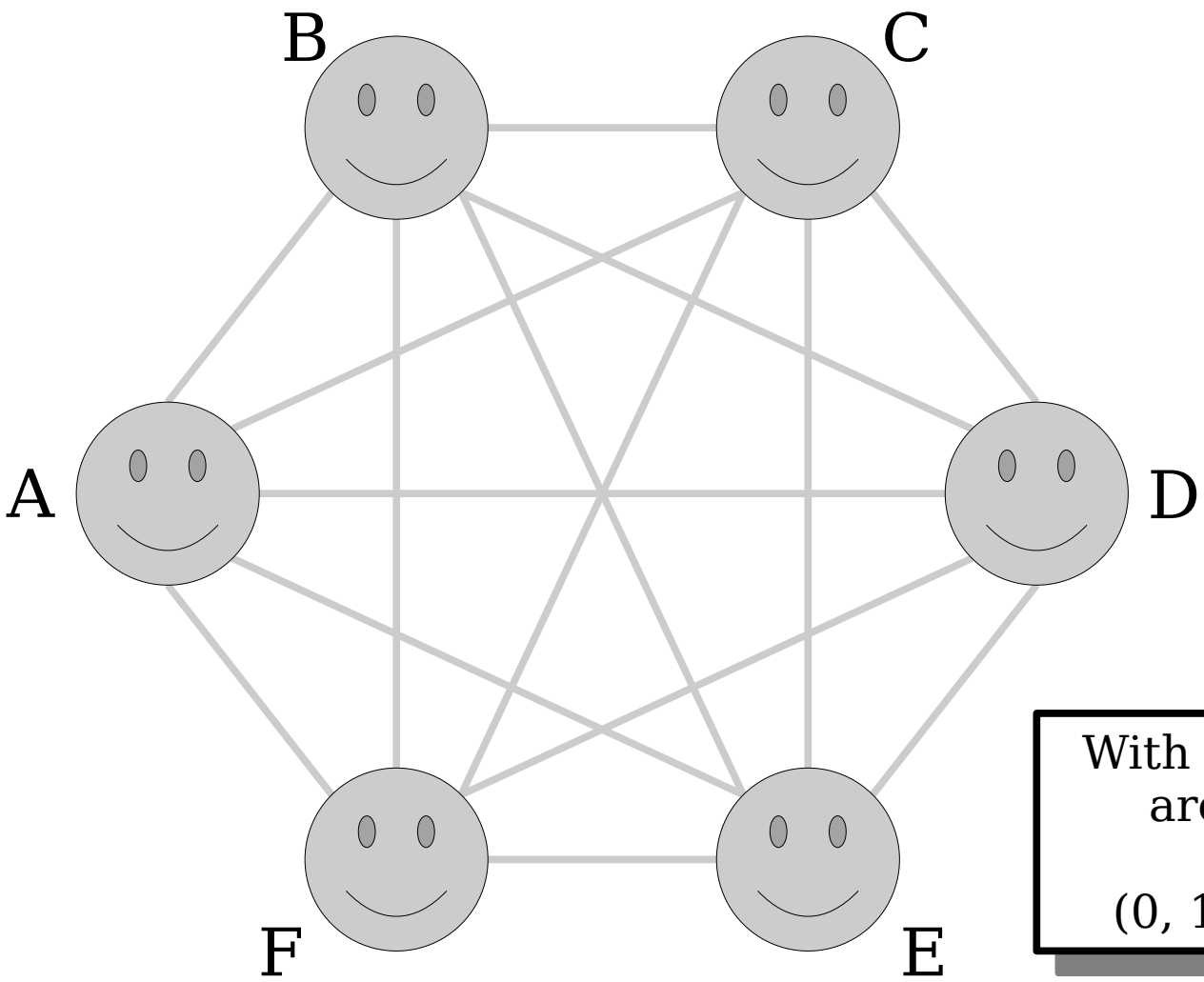

With n nodes, there are n possible degrees
$(0, 1, 2, \ldots, n - 1)$

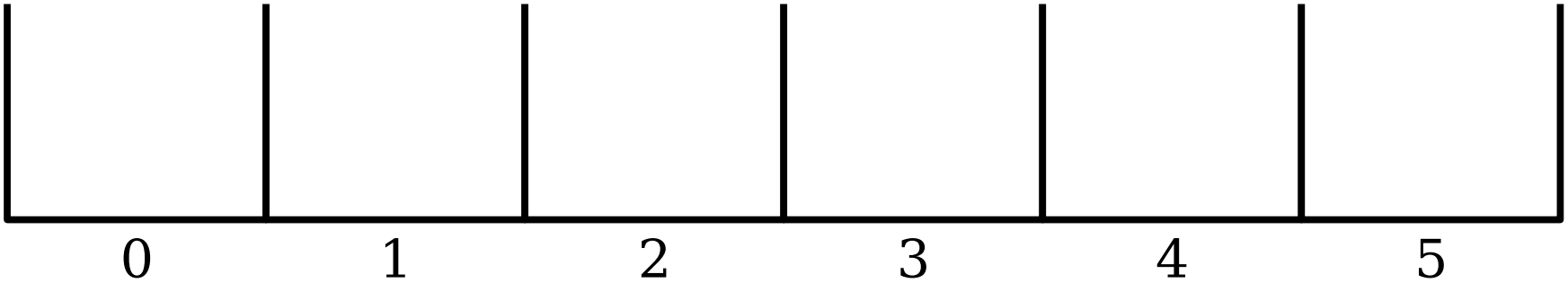

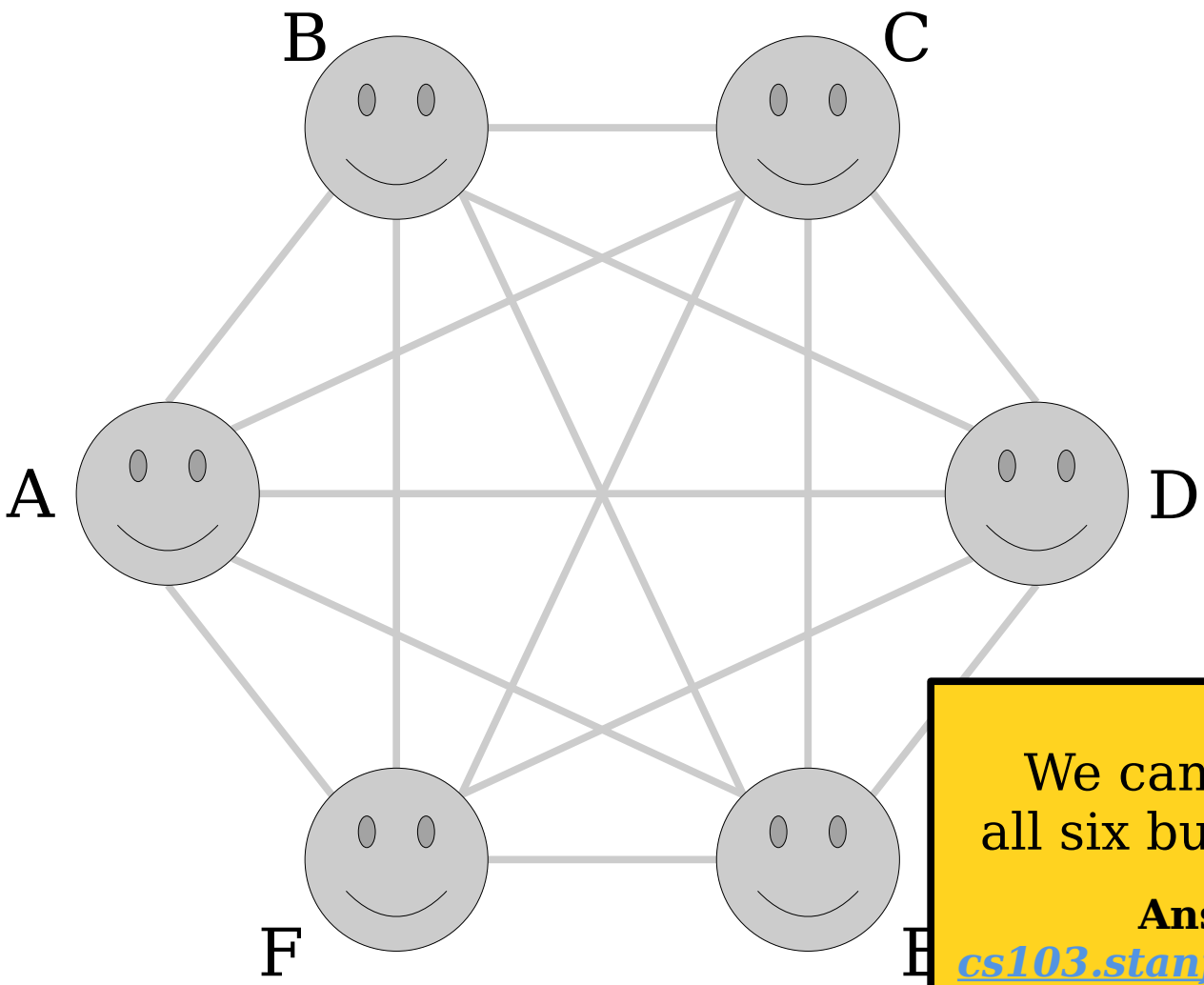

We can never use
all six buckets. Why?

Answer at
cs103.stanford.edu/pollev

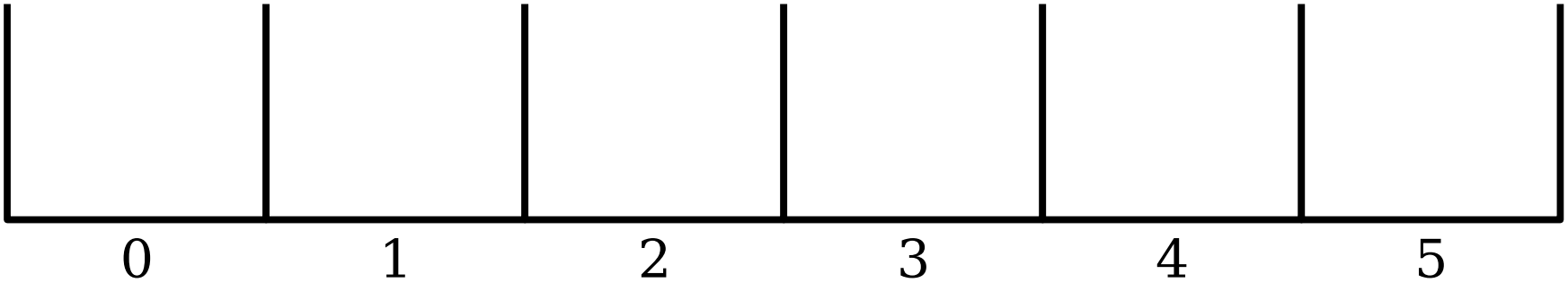

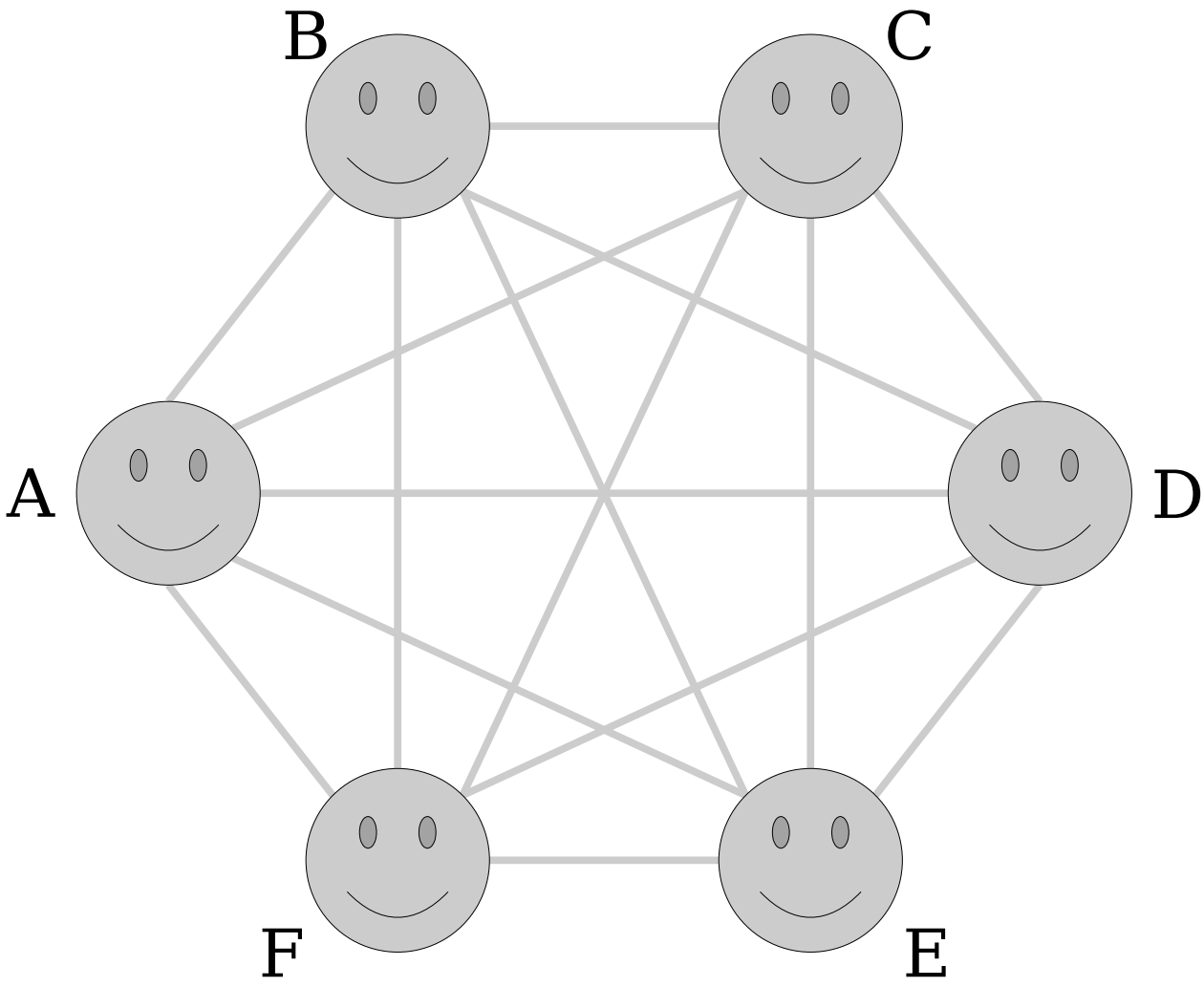
B
C
A
D
F
E

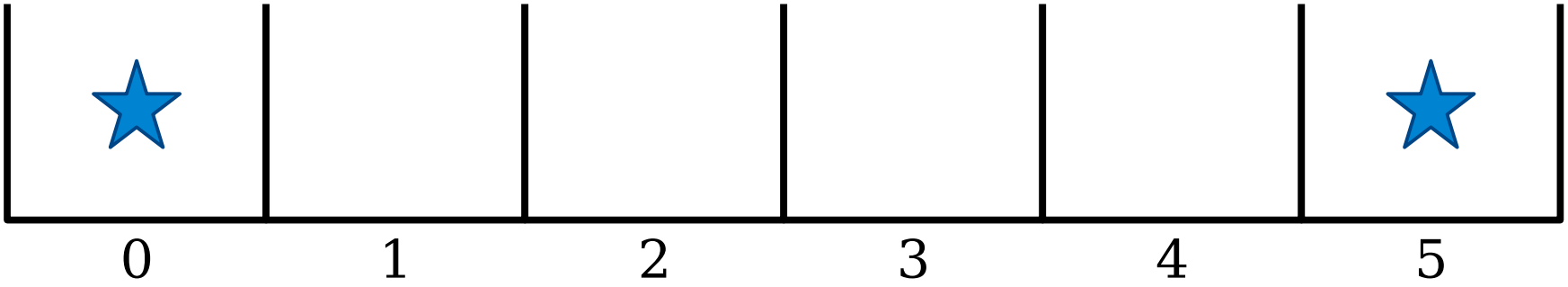
0
1
2
3
4
5

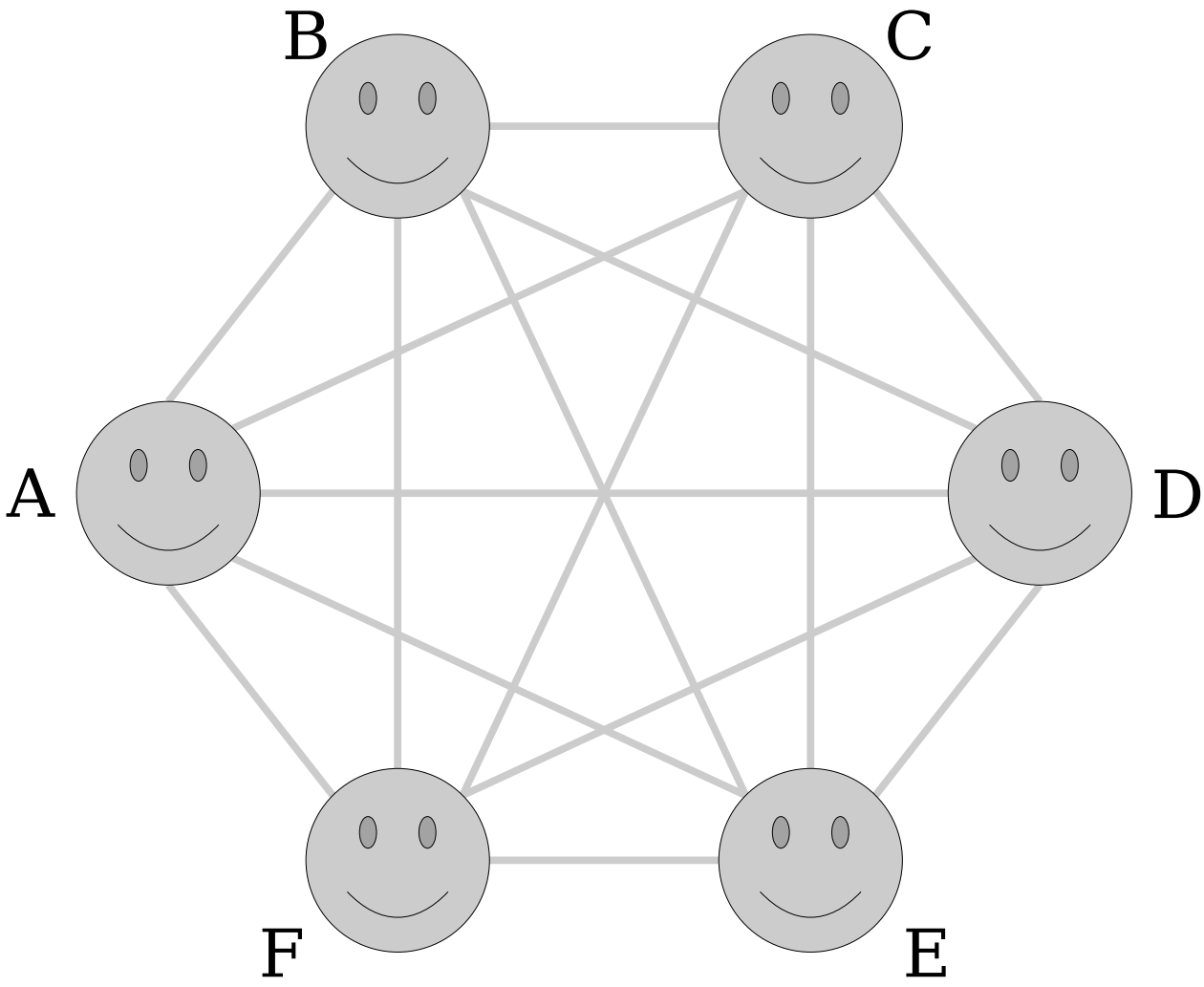
B
C
A
D
F
E

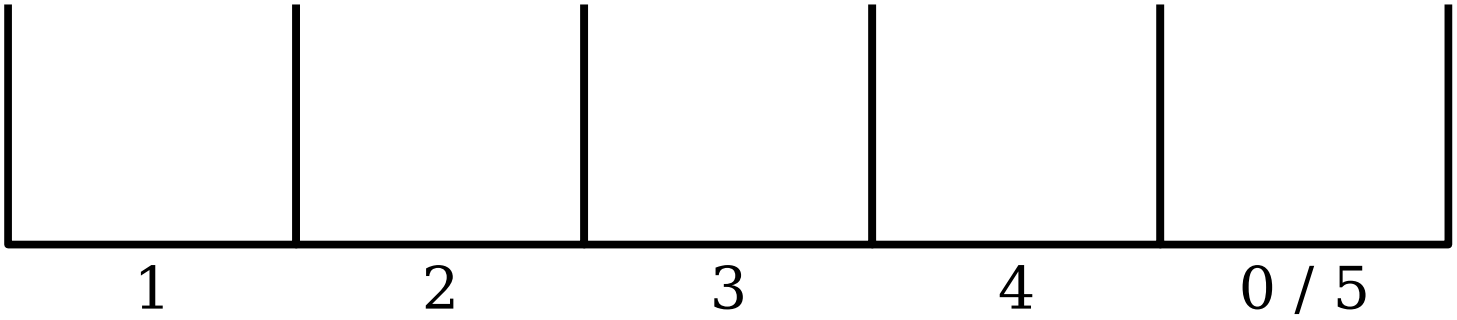
1
2
3
4
0 / 5

Theorem: In any graph with at least two nodes, there are at least two nodes of the same degree.

Proof 1: Let G be a graph with $n \geq 2$ nodes. There are n possible choices for the degrees of nodes in G, namely, 0, 1, 2, ..., and $n - 1$.

We claim that G cannot simultaneously have a node u of degree 0 and a node v of degree $n - 1$: if there were such nodes, then node u would be adjacent to no other nodes and node v would be adjacent to all other nodes, including u. (Note that u and v must be different nodes, since v has degree at least 1 and u has degree 0.)

We therefore see that the possible options for degrees of nodes in G are either drawn from 0, 1, ..., $n - 2$ or from 1, 2, ..., $n - 1$. In either case, there are n nodes and $n - 1$ possible degrees, so by the pigeonhole principle two nodes in G must have the same degree. ■

Theorem: In any graph with at least two nodes, there are at least two nodes of the same degree.

Proof 2: Assume for the sake of contradiction that there is a graph G with $n \geq 2$ nodes where no two nodes have the same degree. There are n possible choices for the degrees of nodes in G, namely 0, 1, 2, ..., $n - 1$, so this means that G must have exactly one node of each degree. However, this means that G has a node of degree 0 and a node of degree $n - 1$. (These can't be the same node, since $n \geq 2$.) This first node is adjacent to no other nodes, but this second node is adjacent to every other node, which is impossible.

We have reached a contradiction, so our assumption must have been wrong. Thus if G is a graph with at least two nodes, G must have at least two nodes of the same degree. ■

Graphs

Part 3

1. Recap from Last Time
2. The Pigeonhole Principle (PHP)
3. Proving the Pigeonhole Principle
4. Pigeonhole Principle Party Tricks
5. **The Generalized Pigeonhole Principle (GPHP)**
6. Announcements
7. An Application: Friends and Strangers
8. Other Pigeonhole-Type Results
9. A Little Math Puzzle
10. Odds and Ends and What’s Next?

A More General Version

- The ***generalized pigeonhole principle*** says that if you distribute m objects into n bins, then
  - some bin will have at least $\lceil m/n \rceil$ objects in it, and
  - some bin will have at most $\lfloor m/n \rfloor$ objects in it.

$\lceil m/n \rceil$ means "m/n, rounded up."
$\lfloor m/n \rfloor$ means "m/n, rounded down."



$m = 11$
$n = 5$

$\lceil m / n \rceil = 3$
$\lfloor m / n \rfloor = 2$

GPHP Intuitions

- Given m objects and n bins, the average number of objects per bin is m/n.
- The following are both impossible:
  - for all bins to contain an ***above***-average number of objects
  - for all bins to contain a ***below***-average number of objects
- Some bin must have at least $\lceil m/n \rceil$ objects in it.
  - Otherwise, all bins have a below-average number of objects.
- Some bin must have at most $\lfloor m/n \rfloor$ objects in it.
  - Otherwise, all bins have an above-average number of objects.



$m = 11$
$n = 5$

$\lceil m / n \rceil = 3$
$\lfloor m / n \rfloor = 2$

Theorem: If m objects are distributed into $n > 0$ bins, then some bin will contain at least $\lceil m/n \rceil$ objects.

Proof: We will prove that if m objects are distributed into n bins, then some bin contains at least m/n objects. Since the number of objects in each bin is an integer, this will prove that some bin must contain at least $\lceil m/n \rceil$ objects.

To do this, we proceed by contradiction. Suppose that, for some m and n, there is a way to distribute m objects into n bins such that each bin contains fewer than m/n objects.

Number the bins 1, 2, 3, …, n and let x_i denote the number of objects in bin i. Since there are m objects in total, we know that

$$m = x_1 + x_2 + \ldots + x_n.$$

Since each bin contains fewer than m/n objects, we see that $x_i < m/n$ for each i. Therefore, we have that

$$\begin{aligned} m &= x_1 + x_2 + \ldots + x_n \\ &< m/n + m/n + \ldots + m/n \quad \textit{(n times)} \\ &= m. \end{aligned}$$

But this means that $m < m$, which is impossible. We have reached a contradiction, so our initial assumption must have been wrong. Therefore, if m objects are distributed into n bins, some bin must contain at least $\lceil m/n \rceil$ objects. ■

Graphs

Part 3

1. Recap from Last Time
2. The Pigeonhole Principle (PHP)
3. Proving the Pigeonhole Principle
4. Pigeonhole Principle Party Tricks
5. The Generalized Pigeonhole Principle (GPHP)
6. **Announcements**
7. An Application: Friends and Strangers
8. Other Pigeonhole-Type Results
9. A Little Math Puzzle
10. Odds and Ends and What’s Next?

Problem Sets

- Problem Set Three due today at 1:00 PM.
  - You can use a late day to extend the deadline to Saturday at 1:00PM if you'd like.
- Problem Set Four releases after class today.
  - It's all about graphs and graph theory, and you'll see some really cool results!
  - Because the midterm is on Monday, we've made this problem set shorter than the previous problem sets.

Midterm Logistics

- Our midterm is Monday, October 19th, from 7-10 PM.
- There are plenty of extra problems online if you're looking to get some additional practice.
- Best of luck on the exam – ***you can do this!*** We're all cheering you on.
- Ed closes Monday afternoon through Tuesday evening.
- No office hours on exam day (Monday).

Our Advice

- ***Do*** block out some dedicated time to work through practice problems.
- ***Do*** take some time this weekend to take a walk, smell the rosemary bushes on campus, and watch the bees buzz.
- ***Don't*** pull an all-nighter studying for the exam.
- ***Don't*** skip meals or alter your daily routine to fit in time for studying.
- ***Don't*** panic. You can do this!

Graphs

Part 3

1. Recap from Last Time
2. The Pigeonhole Principle (PHP)
3. Proving the Pigeonhole Principle
4. Pigeonhole Principle Party Tricks
5. The Generalized Pigeonhole Principle (GPHP)
6. Announcements
7. **An Application: Friends and Strangers**
8. Other Pigeonhole-Type Results
9. A Little Math Puzzle
10. Odds and Ends and What’s Next?

Friends and Strangers

- Suppose you have a party of six people. Each pair of people are either friends (they know each other) or strangers (they do not).
- ***Theorem ("Theorem on Friends and Strangers"):*** Any such party must have a group of three mutual friends (three people who all know one another) or three mutual strangers (three people, none of whom know any of the others).

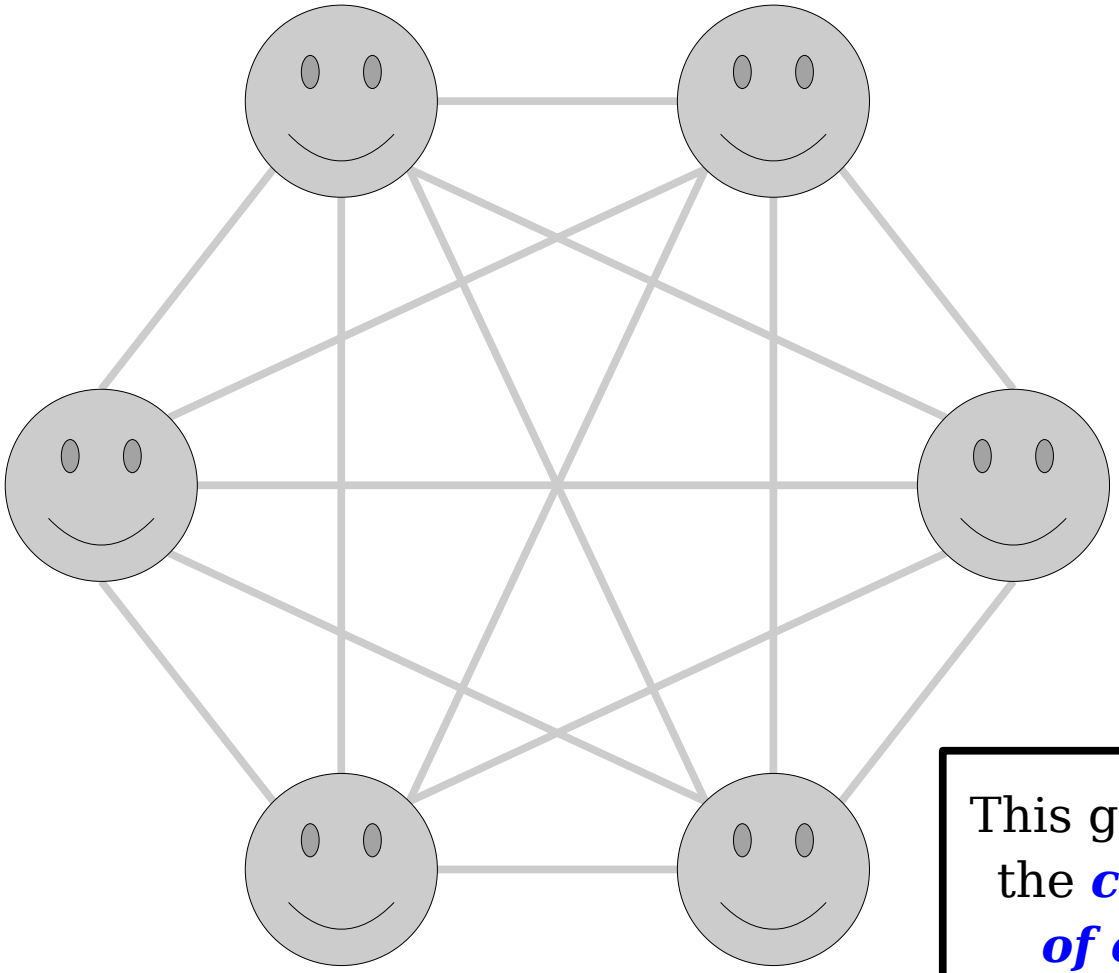

This graph is called ***K_6***, the ***complete graph of order 6***. More generally, the graph K_n consists of n mutually adjacent nodes.

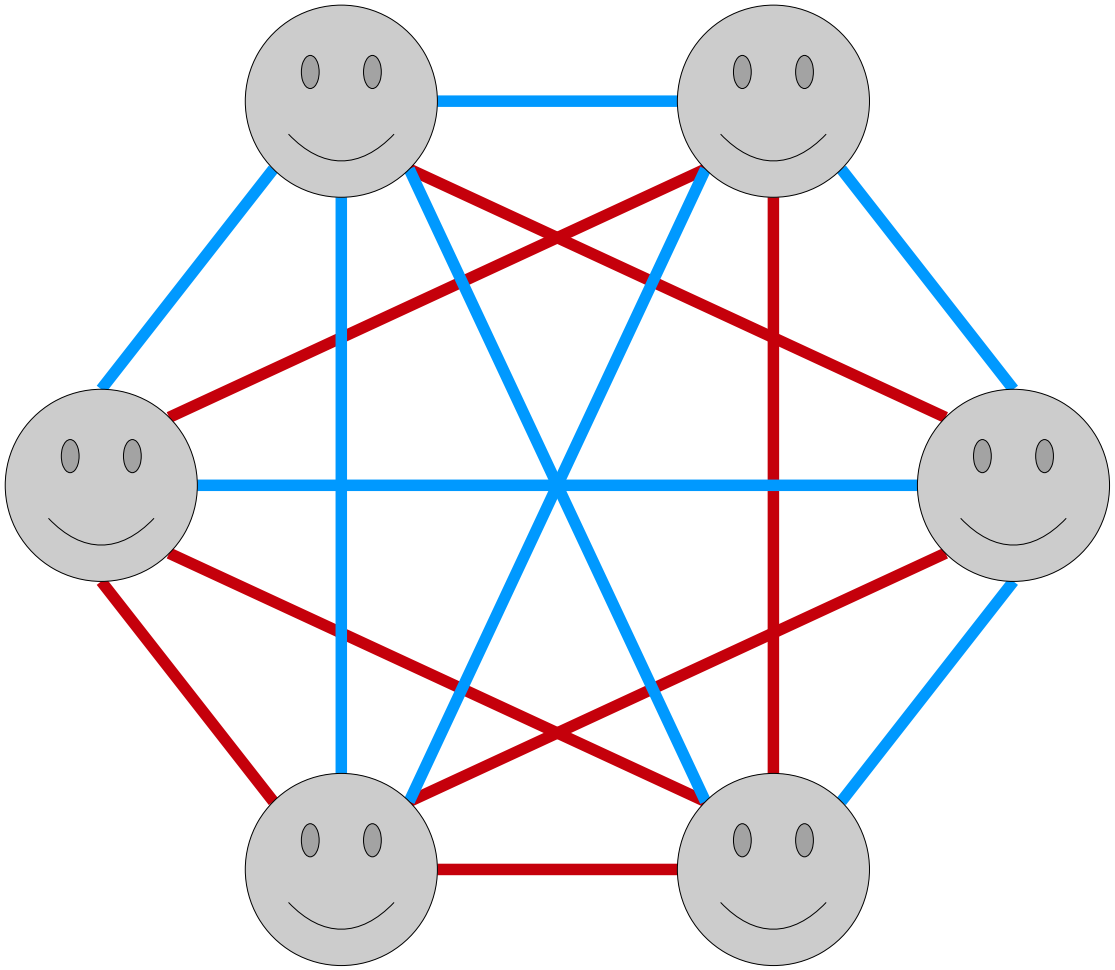

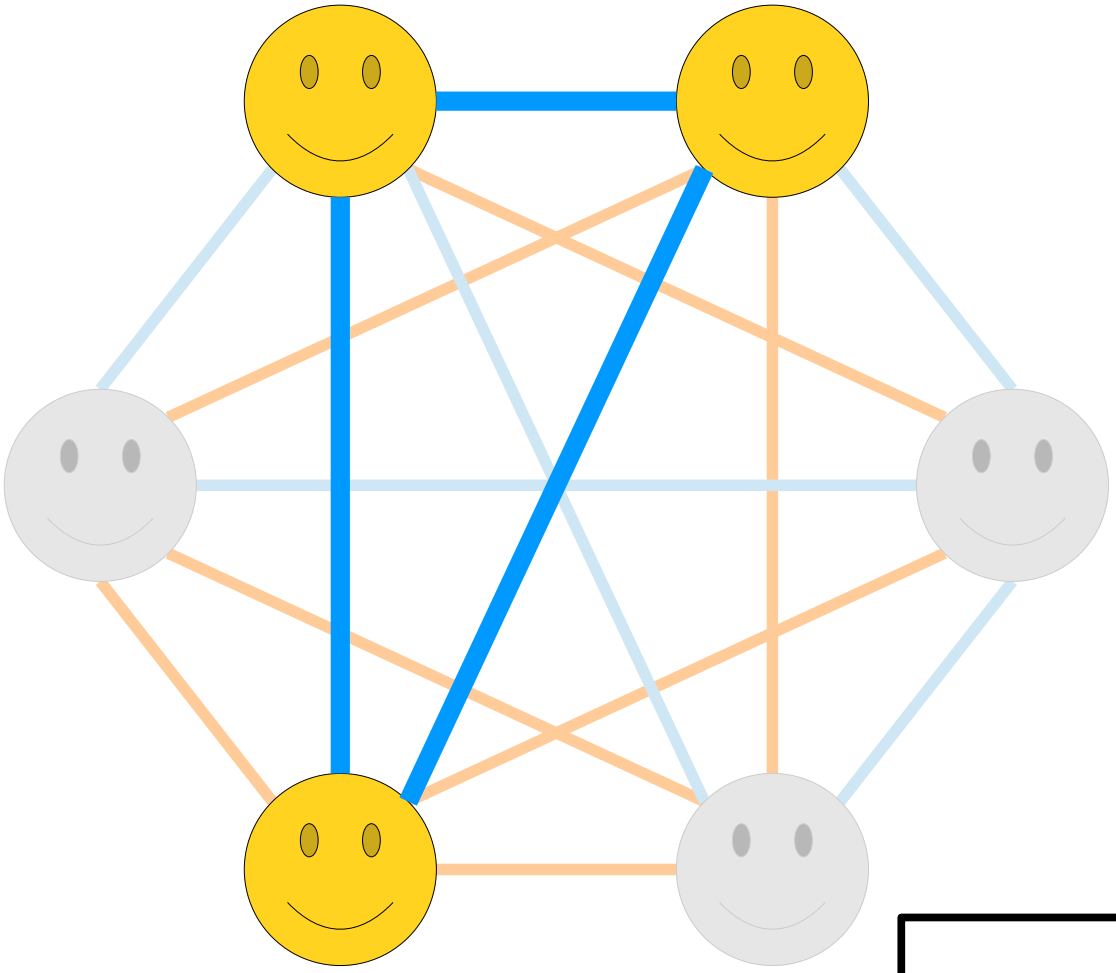

This is a ***monochrome*** (one-color) copy of K_3.

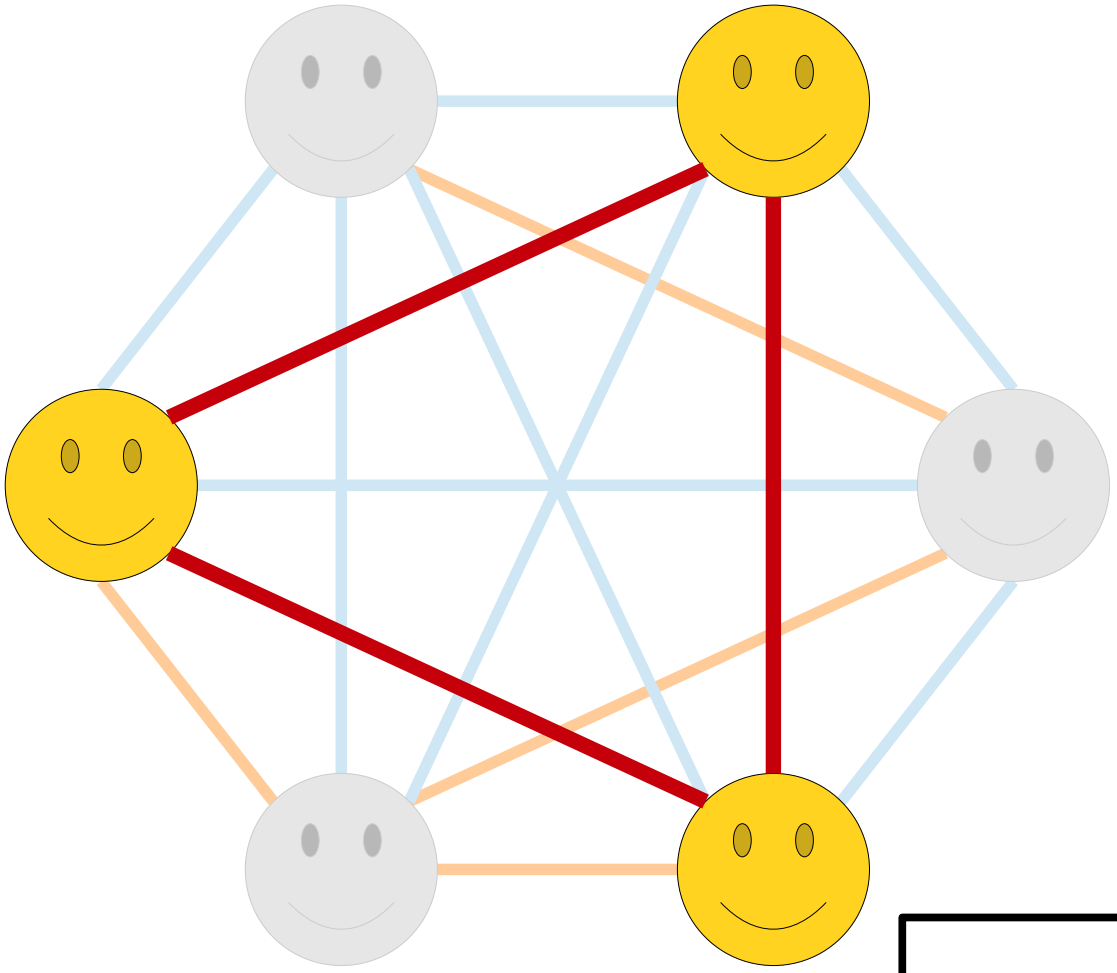

This is a ***monochrome*** (one-color) copy of K_3.

Friends and Strangers Restated

- From a graph-theoretic perspective, the Theorem on Friends and Strangers can be restated as follows:

  Theorem: Color every edge of K_6 either red or blue. The resulting graph always contains a monochrome copy of K_3.

- How can we prove this?

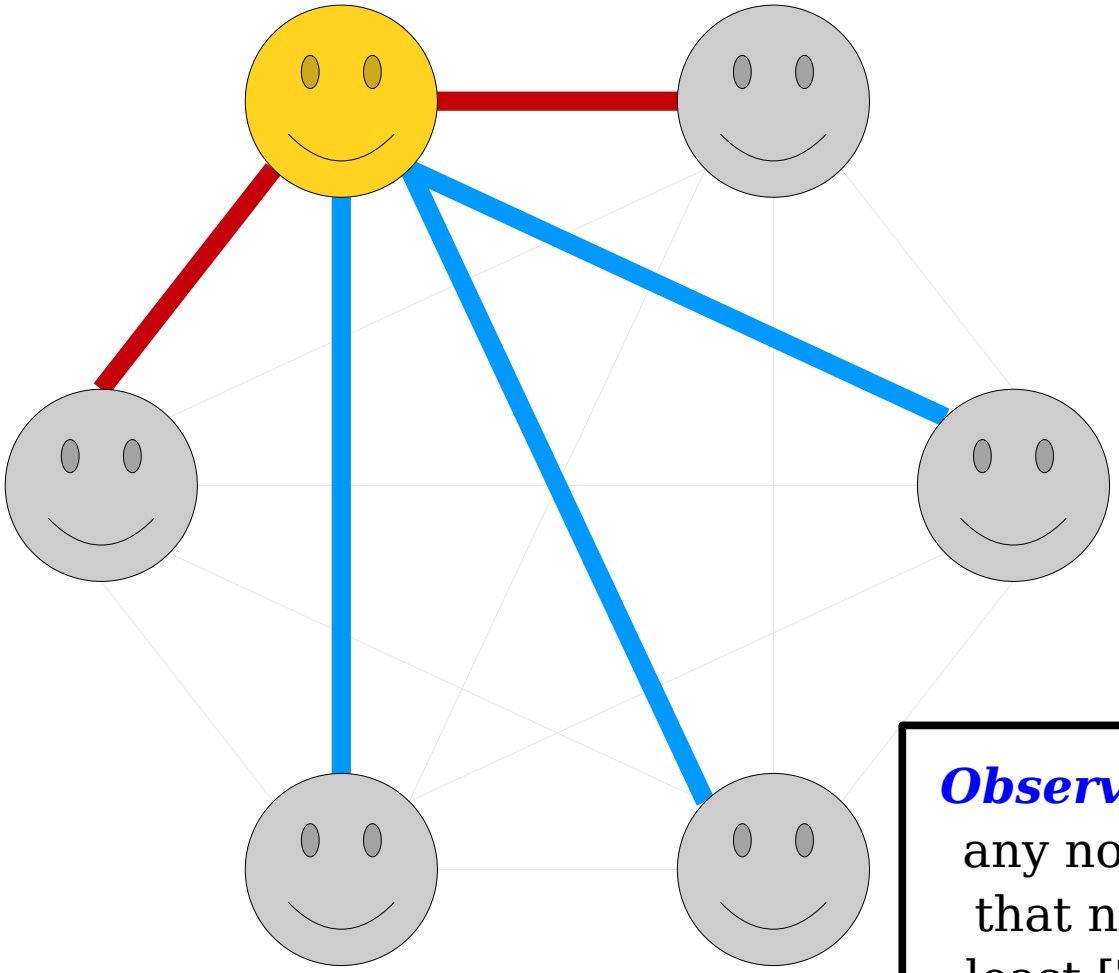

Observation: If we pick any node in the graph, that node will have at least $\lceil 5/2 \rceil = 3$ edges of the same color incident to it.

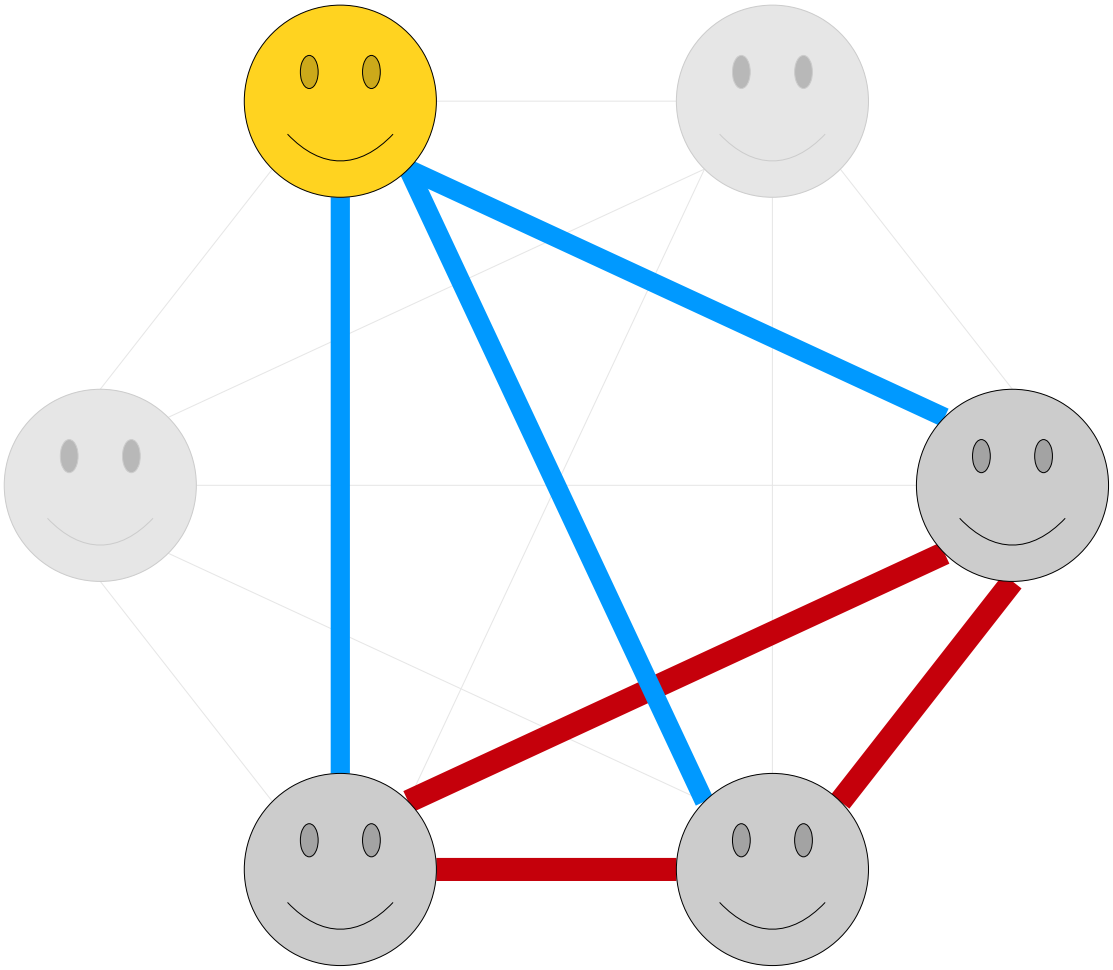

Theorem: Color each edge of K_6 red or blue. The resulting graph contains a monochrome copy of K_3.

Proof: We need to show that the colored K_6 contains a red copy of K_3 or a blue copy of K_3.

Pick some node x from K_6. It is incident to five edges and there are two possible colors for those edges. Therefore, by the generalized pigeonhole principle, at least $\lceil 5/2 \rceil = 3$ of those edges must be the same color. Without loss of generality, assume those edges are blue.

Let r, s, and t be three of the nodes adjacent to node x along a blue edge. If any of the edges $\{r, s\}$, $\{r, t\}$, or $\{s, t\}$ are blue, then one of those edges plus the two edges connecting back to node x form a blue K_3. Otherwise, all three of those edges are red, and they form a red K_3. Overall, this gives a red K_3 or a blue K_3, as required. ■

Ramsey Theory

- This proof is a special case of a broader family of results called ***Ramsey theory***.
- ***Theorem (Ramsey):*** For any natural number s, there is a number $R(s)$ such that
  - for all $n < R(s)$, there's a way to color the edges of K_n red and blue so there are no monochrome copies of K_s, and
  - for all $n \geq R(s)$, every way of coloring the edges of K_n red and blue always has a monochrome copy of K_s.
- Take Math 108 (combinatorics) to learn more!
- A more philosophical (and less literal) take on this theorem: true disorder is impossible at a large scale, since no matter how you organize things, you're guaranteed to find some interesting substructure.

The Game of Sim

- Here’s a game you can play with two players.
  - One players plays as red, the other as blue.
  - Begin with six disconnected points.
  - Each turn, a player draws a line of their color.
  - The first to make a triangle of their color loses.
- The theorem we just proved means the game can’t end in a draw: someone must win and someone must lose.
- The strategy is more subtle than it looks. Try playing this with a friend to see why!

Graphs

Part 3

1. Recap from Last Time
2. The Pigeonhole Principle (PHP)
3. Proving the Pigeonhole Principle
4. Pigeonhole Principle Party Tricks
5. The Generalized Pigeonhole Principle (GPHP)
6. Announcements
7. An Application: Friends and Strangers
8. **Other Pigeonhole-Type Results**
9. A Little Math Puzzle
10. Odds and Ends and What's Next?

Theorem: If m objects are distributed into n bins, then there is a bin containing more than m/n objects if and only if there is a bin containing fewer than m/n objects.

Lemma: If m objects are distributed into n bins and there are no bins containing more than m/n objects, then there are no bins containing fewer than m/n objects.

Proof: Assume for the sake of contradiction that m objects are distributed into n bins such that no bin contains more than m/n objects, yet some bin has fewer than m/n objects.

For simplicity, denote by x_i the number of objects in bin i. Without loss of generality, assume that bin 1 has fewer than m/n objects, meaning that $x_1 < m/n$. Adding up the number of objects in each bin tells us that

$$\begin{aligned} m &= x_1 + x_2 + x_3 + \ldots + x_n \\ &< m/n + x_2 + x_3 + \ldots + x_n \\ &\leq m/n + m/n + m/n + \ldots + m/n. \end{aligned}$$

This third step follows because each remaining bin has at most m/n objects. Grouping the n copies of the m/n term here tells us that

$$\begin{aligned} m &< m/n + m/n + m/n + \ldots + m/n \\ &= m. \end{aligned}$$

But this means $m < m$, which is impossible. We've reached a contradiction, so our assumption was wrong, so if m objects are distributed into n bins and no bin has more than m/n objects, no bin has fewer than m/n objects either. ■

Graphs

Part 3

1. Recap from Last Time
2. The Pigeonhole Principle (PHP)
3. Proving the Pigeonhole Principle
4. Pigeonhole Principle Party Tricks
5. The Generalized Pigeonhole Principle (GPHP)
6. Announcements
7. An Application: Friends and Strangers
8. Other Pigeonhole-Type Results
9. **A Little Math Puzzle**
10. Odds and Ends and What's Next?

"In a group of $n > 0$ people ...

- 90% of those people enjoyed ***CODA***,
- 80% of those people enjoyed ***Nomadland***,
- 70% of those people enjoyed ***Parasite***, and
- 60% of those people enjoyed ***Knives Out***.

No one enjoyed all four movies. How many people enjoyed at least one of *CODA* and *Parasite*?"

Insight 1: Model movie preferences as balls (movies) in bins (people).

Insight 2: There are n total bins, one for each person.

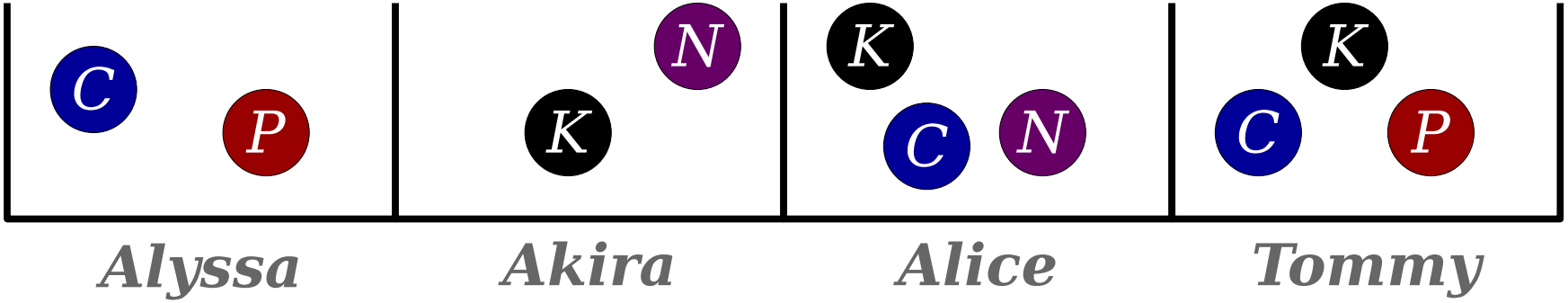

"In a group of $n > 0$ people ...

- 90% of those people enjoyed ***CODA***,
- 80% of those people enjoyed ***Nomadland***,
- 70% of those people enjoyed ***Parasite***, and
- 60% of those people enjoyed ***Knives Out***.

No one enjoyed all four movies. How many people enjoyed at least one of *CODA* and *Parasite*?"

$$.9n + .8n + .7n + .6n$$
$$= 3n$$

Insight 3: There are $3n$ balls being distributed into n bins.

Insight 4: The average number of balls in each bin is 3.

"In a group of $n > 0$ people …

- 90% of those people enjoyed ***CODA***,
- 80% of those people enjoyed ***Nomadland***,
- 70% of those people enjoyed ***Parasite***, and
- 60% of those people enjoyed ***Knives Out***.

No one enjoyed all four movies. How many people enjoyed at least one of *CODA* and *Parasite*?"

Insight 5: No one enjoyed more than three movies…

Insight 6: … so no one enjoyed fewer than three movies …

Insight 7: … so everyone enjoyed exactly three movies.

"In a group of $n > 0$ people ...

- 90% of those people enjoyed ***CODA***,
- 80% of those people enjoyed ***Nomadland***,
- 70% of those people enjoyed ***Parasite***, and
- 60% of those people enjoyed ***Knives Out***.

No one enjoyed all four movies. How many people enjoyed at least one of *CODA* and *Parasite*?"

Insight 8: You have to enjoy at least one of these movies to enjoy three of the four movies.

Conclusion: Everyone liked at least one of these two movies!

Theorem: In the scenario described here, all n people enjoyed at least one of *CODA* and *Parasite*.

Proof: Suppose there is a group of n people meeting these criteria. We can model this problem by representing each person as a bin and each time a person enjoys a movie as a ball. The number of balls is

$$.9n + .8n + .7n + .6n = 3n,$$

and since there are n people, there are n bins. Since no person liked all four movies, no bin contains more than $3 = {}^{3n}/_{n}$ balls, so by our earlier theorem we see that no bin contains fewer than three balls. Therefore, each bin contains exactly three balls.

Now suppose for the sake of contradiction that someone didn't enjoy *CODA* and didn't enjoy *Parasite*. This means they could enjoy at most two of the four movies, contradicting that each person enjoys exactly three.

We've reached a contradiction, so our assumption was wrong and each person enjoyed at least one of *CODA* and *Parasite*. ■

"In a group of $n > 0$ people ...

- 90% of those people enjoyed ***CODA***,
- 80% of those people enjoyed ***Nomadland***,
- 70% of those people enjoyed ***Parasite***, and
- 60% of those people enjoyed ***Knives Out***.

No one enjoyed all four movies. How many people enjoyed at least one of *CODA* and *Parasite*?"

Graphs

Part 3

1. Recap from Last Time
2. The Pigeonhole Principle (PHP)
3. Proving the Pigeonhole Principle
4. Pigeonhole Principle Party Tricks
5. The Generalized Pigeonhole Principle (GPHP)
6. Announcements
7. An Application: Friends and Strangers
8. Other Pigeonhole-Type Results
9. A Little Math Puzzle
10. **Odds and Ends and What's Next?**

Going Further

- The pigeonhole principle can be used to prove a *ton* of amazing theorems. Here's a sampler:
  - There is always a way to fairly split rent among multiple people, even if different people want different rooms. *(Sperner's lemma)*
  - You and a friend can climb any mountain from two different starting points so that the two of you maintain the same altitude at each point in time. *(Mountain-climbing theorem)*
  - If you model coffee in a cup as a collection of infinitely many points and then stir the coffee, some point is always where it initially started. *(Brower's fixed-point theorem)*
  - A complex process that doesn't parallelize well must contain a large serial subprocess. *(Mirksy's theorem)*
  - Any positive integer n has a nonzero multiple that can be written purely using the digits 1 and 0. *(Doesn't have a name, but still cool!)*

More to Explore

- Interested in more about graphs and the pigeonhole principle? Check out…
  - … ***Math 107*** (Graph Theory), a deep dive into graph theory.
  - … ***Math 108*** (Combinatorics), which explores a bunch of results pertaining to graphs and counting things.
  - … ***CS161*** (Algorithms), which explores algorithms for computing important properties of graphs.
  - … ***CS224W*** (Deep Learning on Graphs), which uses a mix of mathematical and statistical techniques to explore graphs.
- Happy to chat about this in person if you'd like.

Next Time

- ***Exam on Monday***
  - Good luck on the midterm!
- ***Then, when we get back…***
  - ***Mathematical Induction***
    - Reasoning about stepwise processes!
  - ***Applications of Induction***
    - To numbers!
    - To anticounterfeiting!
    - To modern art!